

This schedule is recommended as a general guideline for product usage. Take local biotic and abiotic conditions into account when using this schedule.










ROOTING PHASE

GROWTH PHASE

EARLY BLOOM PHASE

BLOOM PHASE

RIPENING PHASE

	ROOTBASTIC	0,1 - 0,3 ml/L	---	---	---	---
	ATAZYME	---	1 - 3 ml/L	1 - 3 ml/L	1 - 3 ml/L	1 - 3 ml/L
	TERRA LEAVES	1,5 - 3 ml/L	---	---	---	---
	TERRA MAX	---	3 - 4 ml/L	4 - 5 ml/L	4 - 5 ml/L	4 - 5 ml/L
	BLOOMBASTIC	---	---	0,5 - 1 ml/L	0,5 - 1 ml/L	0,5 - 1 ml/L
	CALMAG	0,1 - 1 ml/L	0,1 - 1 ml/L	0,1 - 1 ml/L	0,1 - 1 ml/L	0,1 - 1 ml/L
	B'CUZZ SILIC BOOST	0,1 ml/L	0,1 ml/L	0,1 ml/L	0,1 ml/L	0,1 ml/L