





This schedule is recommended as a general guideline for product usage. Take local biotic and abiotic conditions into account when using this schedule.



Product	ROOTING PHASE	GROWTH PHASE	EARLY BLOOM PHASE	BLOOM PHASE	RIPENING PHASE
 <b>COCO MAX</b>	A: 1 - 3 ml/L B: 1 - 3 ml/L	A: 3 - 4 ml/L B: 3 - 4 ml/L	A: 3 - 4 ml/L B: 3 - 4 ml/L	A: 3 - 4 ml/L B: 3 - 4 ml/L	A: 3 - 4 ml/L B: 3 - 4 ml/L
 <b>ROOTFAST</b>	1 ml/L	---	---	---	---
 <b>ATAZYME</b>	---	1 - 3 ml/L	1 - 3 ml/L	1 - 3 ml/L	1 - 3 ml/L
 <b>XL</b>	---	1 - 1,5 ml/L	1 - 1,5 ml/L	1 - 1,5 ml/L	1 - 1,5 ml/L
 <b>PK13/14</b>	---	---	1 - 2 ml/L	1 - 2 ml/L	1 - 2 ml/L
 <b>B'CUZZ SILIC BOOST</b>	0,1 ml/L	0,1 ml/L	0,1 ml/L	0,1 ml/L	0,1 ml/L